

Scaled data based on original data using
LM-79-08 Approved Method: Electrical and Photometric Measurements of Solid-
State Lighting Products

Test Report Prepared for
Cooper Lighting Solutions
(formerly Eaton)

Brand: McGRAW-EDISON

Report Number: P226287

Luminaire Tested: **ISW-AF-1000-LED-E1-T2-7050**

Issue Date: 3/3/2020

Test Information

Test Method: LM-79-08
Report Number: P226287
TEST IS SCALED FROM IESNA LM-79-08 TEST DATA (P35937)
Test Lab: INNOVATION CENTER-P3
Issue Date: 3/3/2020
Manufacturer: COOPER LIGHTING SOLUTIONS (FORMERLY EATON)
Product Line: MCGRAW-EDISON
Catalog Number: ISW-AF-1000-LED-E1-T2-7050
Description: IMPACT ELITE LED WEDGE LUMINAIRE
LIGHT SQUARE WITH ACCULED OPTICS-TYPE II
Light Source: (16) 5000K CCT, 70 CRI LEDs
Ballast/Driver: ELECTRONIC DRIVER

Summary

Lumens per Lamp: N/A
Luminaire Lumens: 6053.7 lumens
Efficiency: N/A
Efficacy: 110.9 lumens/watt
Luminous Opening: Rectangular (W 0.5' x L: 0.5' x H: 0')
IES Classification: Type II - Medium - Cutoff
BUG Rating: B1 - U1 - G2

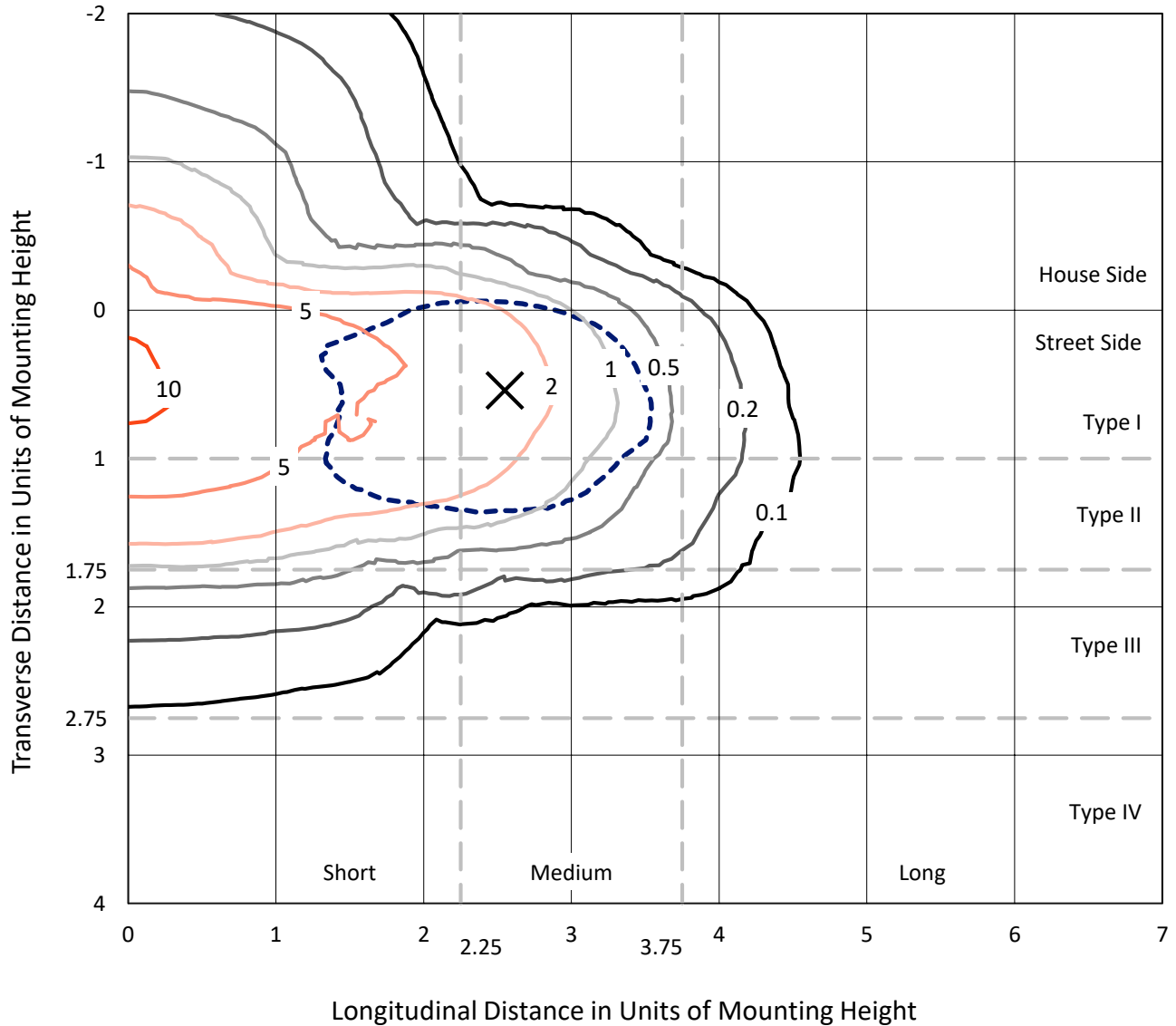
Input Watts (W): 54.6
Input Voltage (V): 120
Input Current (Ain): NR
Voltage Rise (V): NR
Power Factor: NR
Total Harmonic Distortion (THDi): NR
Frequency (hertz): 60
Stabilization Time: NR
Operation Time: NR
Ambient Temperature (°C): NR
Test Distance: 25 FT



REPORT NUMBER: P226287
 CATALOG NUMBER: ISW-AF-1000-LED-E1-T2-7050

Iso-Footcandle Lines of Horizontal Illumination

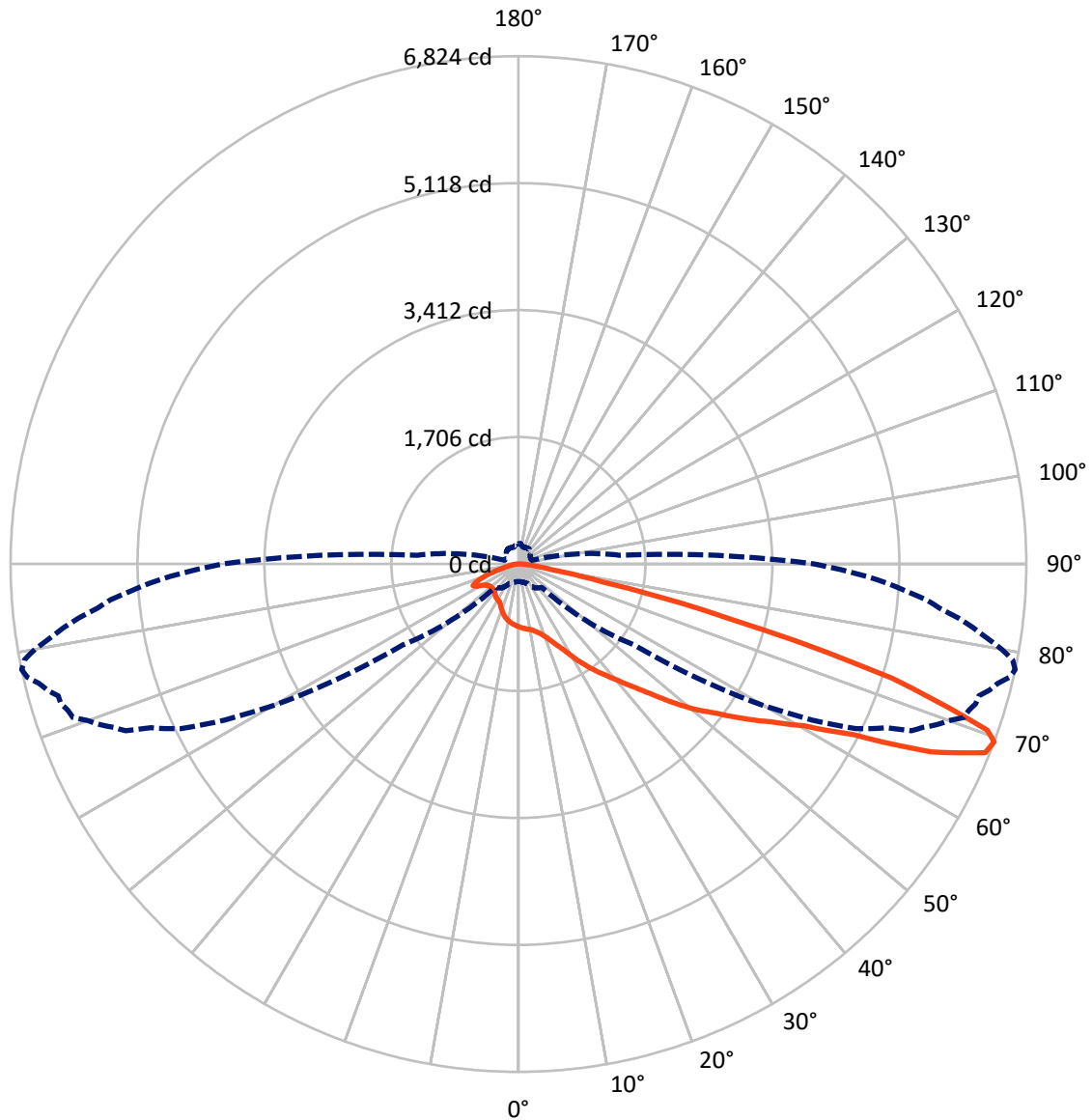
× Max cd
 - - - 1/2 Max cd



Based on 10 foot mounting height. Maximum calculated value = 10.8 fc
 Type II - Medium - Cutoff

REPORT NUMBER: P226287
CATALOG NUMBER: ISW-AF-1000-LED-E1-T2-7050

Luminous Intensity Polar Plot



— Vertical Plane Through 78-Deg Lateral - - - Horizontal Cone Through 69-Deg Vertical

REPORT NUMBER: P226287

CATALOG NUMBER: ISW-AF-1000-LED-E1-T2-7050

FLUX DISTRIBUTION:

		Downward	Upward	Total
House Side	Lumens	1106.8	2.1	1109.0
	% Fixture	18.3	0.0	18.3
Street Side	Lumens	4943.8	1.0	4944.8
	% Fixture	81.7	0.0	81.7
Total	Lumens	6050.6	3.1	6053.7
	% Fixture	99.9	0.1	100.0

Coefficient of Utilization

ZONAL LUMENS:

Zone	Lumens	% Fixture
0°-10°	78.2	1.3
10°-20°	236.1	3.9
20°-30°	423.2	7.0
30°-40°	690.8	11.4
40°-50°	1021.7	16.9
50°-60°	1334.2	22.0
60°-70°	1492.1	24.6
70°-80°	669.9	11.1
80°-90°	104.5	1.7
90°-100°	3.1	0.1
100°-110°	0.0	0.0
110°-120°	0.0	0.0
120°-130°	0.0	0.0
130°-140°	0.0	0.0
140°-150°	0.0	0.0
150°-160°	0.0	0.0
160°-170°	0.0	0.0
170°-180°	0.0	0.0
0°-90°	6050.6	99.9
0°-180°	6053.7	100.0



REPORT NUMBER: P226287

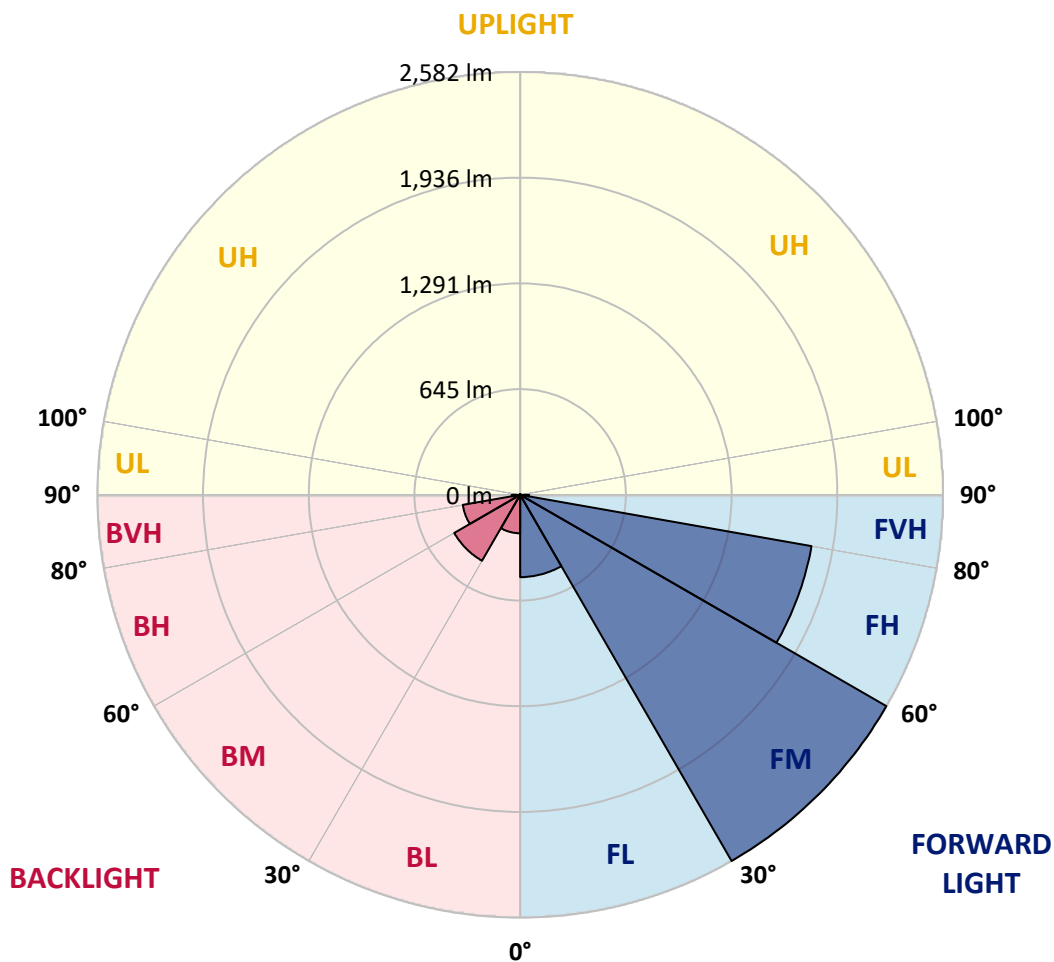
CATALOG NUMBER: ISW-AF-1000-LED-E1-T2-7050

LUMINAIRE CLASSIFICATION SYSTEM LUMEN TABLE AND BUG RATING:

Zone		Lumens	% Fixture	Zone Rating/Lumen Limit		
				B	U	G
FL	(0°-30°)	502.5	8.3			
FM	(30°-60°)	2581.7	42.6			
FH	(60°-80°)	1806.3	29.8			G2/5000
FVH	(80°-90°)	53.3	0.9			G1/100
BL	(0°-30°)	234.9	3.9	B1/500		
BM	(30°-60°)	465.1	7.7	B1/1000		
BH	(60°-80°)	355.7	5.9	B1/500		G1/500
BVH	(80°-90°)	51.1	0.8			G1/100
UL	(90°-100°)	3.1	0.1		U1/10	
UH	(100°-180°)	2.1	0.0		U1/10	

BUG Rating: B1-U1-G2

Type II Medium





REPORT NUMBER: P226287

CATALOG NUMBER: ISW-AF-1000-LED-E1-T2-7050

CANDELA DISTRIBUTION (FULL):

	0°	5°	15°	25°	35°	45°	55°	60°	61°	62°	64°
0°	841.9	841.9	841.9	841.9	841.9	841.9	841.9	841.9	841.9	841.9	841.9
2.5°	901.7	901.7	899.0	897.3	894.6	887.6	877.1	875.3	874.4	872.7	870.9
5°	967.6	960.5	962.3	957.9	948.2	935.9	916.6	906.9	901.7	900.8	897.3
7.5°	1021.2	1022.1	1019.4	1010.6	997.4	982.5	956.1	941.2	936.8	934.2	928.0
10°	1059.8	1057.2	1055.4	1053.7	1043.1	1030.8	997.4	979.0	975.5	968.4	961.4
12.5°	1088.0	1088.0	1088.0	1086.2	1080.1	1070.4	1044.0	1025.6	1021.2	1011.5	1005.4
15°	1118.7	1115.2	1111.7	1109.1	1109.9	1109.9	1090.6	1076.5	1069.5	1064.2	1051.9
17.5°	1184.6	1176.7	1168.8	1158.3	1141.6	1137.2	1136.3	1135.4	1125.8	1124.9	1112.6
20°	1240.9	1233.8	1226.8	1216.3	1192.5	1167.1	1180.2	1192.5	1190.8	1191.7	1185.5
22.5°	1310.3	1305.0	1291.0	1278.7	1247.9	1217.2	1218.9	1245.3	1248.8	1252.3	1254.1
25°	1405.2	1402.6	1379.7	1356.0	1320.9	1291.8	1264.6	1297.1	1304.2	1312.1	1327.9
27.5°	1501.0	1494.9	1470.2	1449.2	1405.2	1374.5	1336.7	1354.2	1364.8	1379.7	1404.3
30°	1624.9	1608.2	1599.4	1552.0	1511.6	1466.7	1434.2	1439.5	1437.7	1455.3	1493.1
32.5°	1804.2	1777.8	1733.9	1686.4	1639.0	1579.2	1552.0	1551.1	1546.7	1566.9	1588.0
35°	1900.9	1894.7	1867.5	1820.0	1768.2	1711.9	1694.3	1677.6	1680.3	1690.8	1698.7
37.5°	2005.4	2000.2	1979.1	1952.7	1913.2	1943.9	1846.4	1821.8	1810.3	1805.1	1807.7
40°	2051.1	2055.5	2067.0	2071.4	2048.5	2196.1	2003.7	1922.8	1919.3	1911.4	1903.5
42.5°	2060.8	2072.2	2095.1	2145.2	2167.1	2488.8	2133.7	2036.2	2022.1	2016.0	2016.9
45°	2096.0	2113.5	2117.9	2163.6	2267.3	2503.7	2280.5	2136.4	2125.8	2125.0	2119.7
47.5°	2181.2	2204.9	2204.9	2225.1	2323.6	2532.7	2330.6	2236.6	2229.5	2226.0	2240.1
50°	2193.5	2225.1	2288.4	2353.5	2424.6	2556.5	2387.7	2345.5	2348.2	2356.1	2397.4
52.5°	1985.2	2016.9	2183.8	2375.4	2607.4	2621.5	2473.8	2490.5	2508.1	2546.8	2622.4
55°	1702.3	1725.1	1922.8	2229.5	2614.5	2868.4	2690.0	2736.6	2773.5	2784.9	2903.6
57.5°	1340.2	1371.8	1573.1	1971.2	2441.3	2938.7	3187.4	3208.5	3167.2	3205.0	3248.1
60°	725.9	722.4	1002.7	1425.4	2077.5	2808.7	3667.3	4029.3	4038.1	4096.1	4026.7
62.5°	406.0	406.0	486.9	732.0	1336.7	2376.3	3897.5	4739.4	4849.3	4941.5	5144.5
65°	306.7	309.3	338.3	441.2	750.5	1500.1	3728.8	4982.0	5192.9	5404.7	5760.6
67.5°	254.9	254.9	275.9	328.7	469.3	681.1	2745.4	4495.1	4758.8	5011.8	5504.0
69°	236.4	237.3	253.1	289.1	392.8	442.9	1896.5	3811.4	4112.8	4463.5	5043.5
70°	227.6	225.0	239.9	269.8	355.9	349.8	1389.4	3314.0	3547.8	3862.4	4529.4
72.5°	202.1	199.5	207.4	230.2	280.3	249.6	566.8	1783.1	2135.5	2487.9	3019.6
75°	180.2	177.5	183.7	194.2	217.9	190.7	284.7	747.0	904.3	1168.8	1612.6
77.5°	159.1	153.8	159.1	166.1	171.4	142.4	193.3	345.4	423.6	520.3	734.7
80°	144.1	138.9	145.0	141.5	134.5	109.9	128.3	201.2	223.2	267.2	349.8
82.5°	102.8	101.9	138.0	142.4	107.2	80.0	91.4	129.2	144.1	152.0	184.5
85°	63.3	60.6	80.0	101.9	109.0	50.1	58.9	76.5	80.0	87.0	102.8
87.5°	32.5	33.4	43.1	52.7	71.2	29.9	35.2	44.8	44.8	44.8	51.0
90°	7.9	9.7	13.2	18.5	14.9	7.9	13.2	10.5	12.3	10.5	12.3
92.5°	0.0	0.0	0.0	0.0	0.0	0.0	0.0	0.0	0.0	0.0	0.0
95°	0.0	0.0	0.0	0.0	0.0	0.0	0.0	0.0	0.0	0.0	0.0
97.5°	0.0	0.0	0.0	0.0	0.0	0.0	0.0	0.0	0.0	0.0	0.0
100°	0.0	0.0	0.0	0.0	0.0	0.0	0.0	0.0	0.0	0.0	0.0
102.5°	0.0	0.0	0.0	0.0	0.0	0.0	0.0	0.0	0.0	0.0	0.0
105°	0.0	0.0	0.0	0.0	0.0	0.0	0.0	0.0	0.0	0.0	0.0
107.5°	0.0	0.0	0.0	0.0	0.0	0.0	0.0	0.0	0.0	0.0	0.0



REPORT NUMBER: P226287

CATALOG NUMBER: ISW-AF-1000-LED-E1-T2-7050

CANDELA DISTRIBUTION (continued):

	0°	5°	15°	25°	35°	45°	55°	60°	61°	62°	64°
110°	0.0	0.0	0.0	0.0	0.0	0.0	0.0	0.0	0.0	0.0	0.0
112.5°	0.0	0.0	0.0	0.0	0.0	0.0	0.0	0.0	0.0	0.0	0.0
115°	0.0	0.0	0.0	0.0	0.0	0.0	0.0	0.0	0.0	0.0	0.0
117.5°	0.0	0.0	0.0	0.0	0.0	0.0	0.0	0.0	0.0	0.0	0.0
120°	0.0	0.0	0.0	0.0	0.0	0.0	0.0	0.0	0.0	0.0	0.0
122.5°	0.0	0.0	0.0	0.0	0.0	0.0	0.0	0.0	0.0	0.0	0.0
125°	0.0	0.0	0.0	0.0	0.0	0.0	0.0	0.0	0.0	0.0	0.0
127.5°	0.0	0.0	0.0	0.0	0.0	0.0	0.0	0.0	0.0	0.0	0.0
130°	0.0	0.0	0.0	0.0	0.0	0.0	0.0	0.0	0.0	0.0	0.0
132.5°	0.0	0.0	0.0	0.0	0.0	0.0	0.0	0.0	0.0	0.0	0.0
135°	0.0	0.0	0.0	0.0	0.0	0.0	0.0	0.0	0.0	0.0	0.0
137.5°	0.0	0.0	0.0	0.0	0.0	0.0	0.0	0.0	0.0	0.0	0.0
140°	0.0	0.0	0.0	0.0	0.0	0.0	0.0	0.0	0.0	0.0	0.0
142.5°	0.0	0.0	0.0	0.0	0.0	0.0	0.0	0.0	0.0	0.0	0.0
145°	0.0	0.0	0.0	0.0	0.0	0.0	0.0	0.0	0.0	0.0	0.0
147.5°	0.0	0.0	0.0	0.0	0.0	0.0	0.0	0.0	0.0	0.0	0.0
150°	0.0	0.0	0.0	0.0	0.0	0.0	0.0	0.0	0.0	0.0	0.0
152.5°	0.0	0.0	0.0	0.0	0.0	0.0	0.0	0.0	0.0	0.0	0.0
155°	0.0	0.0	0.0	0.0	0.0	0.0	0.0	0.0	0.0	0.0	0.0
157.5°	0.0	0.0	0.0	0.0	0.0	0.0	0.0	0.0	0.0	0.0	0.0
160°	0.0	0.0	0.0	0.0	0.0	0.0	0.0	0.0	0.0	0.0	0.0
162.5°	0.0	0.0	0.0	0.0	0.0	0.0	0.0	0.0	0.0	0.0	0.0
165°	0.0	0.0	0.0	0.0	0.0	0.0	0.0	0.0	0.0	0.0	0.0
167.5°	0.0	0.0	0.0	0.0	0.0	0.0	0.0	0.0	0.0	0.0	0.0
170°	0.0	0.0	0.0	0.0	0.0	0.0	0.0	0.0	0.0	0.0	0.0
172.5°	0.0	0.0	0.0	0.0	0.0	0.0	0.0	0.0	0.0	0.0	0.0
175°	0.0	0.0	0.0	0.0	0.0	0.0	0.0	0.0	0.0	0.0	0.0
177.5°	0.0	0.0	0.0	0.0	0.0	0.0	0.0	0.0	0.0	0.0	0.0
180°	0.0	0.0	0.0	0.0	0.0	0.0	0.0	0.0	0.0	0.0	0.0



REPORT NUMBER: P226287

CATALOG NUMBER: ISW-AF-1000-LED-E1-T2-7050

CANDELA DISTRIBUTION (continued):

	65°	66°	67°	68°	69°	70°	71°	72°	73°	74°	75°
0°	841.9	841.9	841.9	841.9	841.9	841.9	841.9	841.9	841.9	841.9	841.9
2.5°	871.8	869.1	865.6	866.5	864.7	862.1	863.0	862.1	863.0	861.2	859.5
5°	897.3	895.5	890.2	889.4	887.6	885.8	883.2	880.6	879.7	877.9	874.4
7.5°	926.3	921.0	918.4	914.8	910.4	903.4	902.5	899.0	896.4	894.6	890.2
10°	956.1	950.0	946.5	942.1	937.7	933.3	928.9	922.7	916.6	914.8	909.6
12.5°	1001.0	993.1	986.0	979.0	974.6	966.7	960.5	952.6	946.5	943.8	935.1
15°	1050.2	1039.6	1032.6	1027.3	1020.3	1013.3	1005.4	998.3	988.7	980.8	972.8
17.5°	1108.2	1098.5	1093.2	1083.6	1074.8	1066.9	1060.7	1051.9	1044.0	1030.0	1022.9
20°	1184.6	1176.7	1170.6	1160.0	1150.4	1142.5	1137.2	1118.7	1108.2	1095.9	1084.5
22.5°	1255.8	1256.7	1250.5	1243.5	1237.4	1226.8	1218.0	1204.8	1191.7	1176.7	1160.9
25°	1333.2	1340.2	1341.1	1339.3	1335.8	1323.5	1319.1	1305.9	1295.4	1270.8	1263.7
27.5°	1419.3	1427.2	1436.9	1449.2	1451.8	1438.6	1444.8	1431.6	1413.1	1402.6	1379.7
30°	1502.8	1524.7	1544.9	1559.0	1567.8	1573.9	1569.6	1565.2	1552.9	1535.3	1515.1
32.5°	1610.0	1632.8	1653.0	1683.8	1699.6	1719.0	1715.4	1717.2	1712.8	1695.2	1671.5
35°	1718.1	1738.3	1764.6	1784.9	1823.5	1844.6	1862.2	1861.3	1861.3	1850.8	1827.9
37.5°	1813.9	1825.3	1847.3	1880.7	1906.1	1939.5	1967.7	1979.1	1997.5	1998.4	1973.8
40°	1914.0	1925.5	1942.2	1966.8	1994.9	2034.4	2072.2	2109.1	2126.7	2145.2	2135.5
42.5°	2022.1	2034.4	2046.7	2062.6	2103.0	2133.7	2184.7	2234.8	2270.8	2308.6	2304.2
45°	2129.4	2143.4	2161.0	2184.7	2220.8	2270.8	2320.1	2376.3	2458.9	2503.7	2534.5
47.5°	2250.6	2273.5	2306.0	2343.8	2372.8	2424.6	2487.0	2574.0	2657.5	2734.9	2783.2
50°	2433.4	2442.2	2494.9	2531.8	2587.2	2639.9	2702.3	2778.8	2886.9	2966.0	3043.3
52.5°	2648.7	2682.1	2734.9	2777.0	2821.0	2873.7	2937.9	3006.4	3113.6	3202.4	3302.6
55°	2926.4	2973.9	3019.6	3042.4	3104.0	3151.4	3203.3	3270.9	3386.1	3482.7	3600.5
57.5°	3257.7	3305.2	3327.2	3360.6	3386.9	3439.7	3510.0	3555.7	3657.6	3757.8	3882.6
60°	3937.9	3908.1	3934.4	3882.6	3874.7	3879.1	3894.0	3929.2	3986.3	4079.4	4211.3
62.5°	5165.6	5122.6	5008.3	4967.0	4887.1	4779.0	4677.0	4663.0	4633.1	4703.4	4786.0
65°	5882.7	6039.2	6055.9	6099.8	6068.2	5983.8	5864.3	5825.6	5729.0	5661.3	5656.9
67.5°	5710.5	5945.1	6091.9	6277.3	6380.2	6480.3	6506.7	6541.0	6478.6	6447.8	6456.6
69°	5231.6	5405.6	5734.2	5860.8	6023.4	6156.9	6332.7	6363.5	6424.1	6432.9	6549.8
70°	4757.0	5012.7	5200.8	5390.6	5615.6	5762.4	5841.4	5971.5	6121.8	6195.6	6322.2
72.5°	3420.3	3503.8	3637.4	3883.5	3945.9	4097.9	4253.4	4364.2	4540.8	4665.6	4963.5
75°	1845.5	1895.6	2105.6	2245.4	2282.3	2332.4	2446.6	2473.8	2539.8	2580.2	2866.7
77.5°	842.8	919.2	946.5	1022.9	979.9	1001.0	1028.2	1022.1	1040.5	1128.4	1228.6
80°	388.4	403.4	413.9	445.6	447.3	440.3	442.9	438.5	435.0	449.1	459.6
82.5°	188.9	211.8	211.8	231.1	240.8	238.2	243.4	241.7	245.2	241.7	253.1
85°	110.7	110.7	119.5	130.1	128.3	131.8	131.8	138.9	139.7	141.5	141.5
87.5°	51.8	57.1	59.8	64.2	65.9	68.5	70.3	70.3	71.2	69.4	71.2
90°	13.2	13.2	22.0	22.0	23.7	26.4	22.8	24.6	30.8	22.8	29.0
92.5°	0.0	0.0	0.0	0.0	0.0	0.0	0.0	0.0	0.0	0.0	0.0
95°	0.0	0.0	0.0	0.0	0.0	0.0	0.0	0.0	0.0	0.0	0.0
97.5°	0.0	0.0	0.0	0.0	0.0	0.0	0.0	0.0	0.0	0.0	0.0
100°	0.0	0.0	0.0	0.0	0.0	0.0	0.0	0.0	0.0	0.0	0.0
102.5°	0.0	0.0	0.0	0.0	0.0	0.0	0.0	0.0	0.0	0.0	0.0
105°	0.0	0.0	0.0	0.0	0.0	0.0	0.0	0.0	0.0	0.0	0.0
107.5°	0.0	0.0	0.0	0.0	0.0	0.0	0.0	0.0	0.0	0.0	0.0



REPORT NUMBER: P226287

CATALOG NUMBER: ISW-AF-1000-LED-E1-T2-7050

CANDELA DISTRIBUTION (continued):

	65°	66°	67°	68°	69°	70°	71°	72°	73°	74°	75°
110°	0.0	0.0	0.0	0.0	0.0	0.0	0.0	0.0	0.0	0.0	0.0
112.5°	0.0	0.0	0.0	0.0	0.0	0.0	0.0	0.0	0.0	0.0	0.0
115°	0.0	0.0	0.0	0.0	0.0	0.0	0.0	0.0	0.0	0.0	0.0
117.5°	0.0	0.0	0.0	0.0	0.0	0.0	0.0	0.0	0.0	0.0	0.0
120°	0.0	0.0	0.0	0.0	0.0	0.0	0.0	0.0	0.0	0.0	0.0
122.5°	0.0	0.0	0.0	0.0	0.0	0.0	0.0	0.0	0.0	0.0	0.0
125°	0.0	0.0	0.0	0.0	0.0	0.0	0.0	0.0	0.0	0.0	0.0
127.5°	0.0	0.0	0.0	0.0	0.0	0.0	0.0	0.0	0.0	0.0	0.0
130°	0.0	0.0	0.0	0.0	0.0	0.0	0.0	0.0	0.0	0.0	0.0
132.5°	0.0	0.0	0.0	0.0	0.0	0.0	0.0	0.0	0.0	0.0	0.0
135°	0.0	0.0	0.0	0.0	0.0	0.0	0.0	0.0	0.0	0.0	0.0
137.5°	0.0	0.0	0.0	0.0	0.0	0.0	0.0	0.0	0.0	0.0	0.0
140°	0.0	0.0	0.0	0.0	0.0	0.0	0.0	0.0	0.0	0.0	0.0
142.5°	0.0	0.0	0.0	0.0	0.0	0.0	0.0	0.0	0.0	0.0	0.0
145°	0.0	0.0	0.0	0.0	0.0	0.0	0.0	0.0	0.0	0.0	0.0
147.5°	0.0	0.0	0.0	0.0	0.0	0.0	0.0	0.0	0.0	0.0	0.0
150°	0.0	0.0	0.0	0.0	0.0	0.0	0.0	0.0	0.0	0.0	0.0
152.5°	0.0	0.0	0.0	0.0	0.0	0.0	0.0	0.0	0.0	0.0	0.0
155°	0.0	0.0	0.0	0.0	0.0	0.0	0.0	0.0	0.0	0.0	0.0
157.5°	0.0	0.0	0.0	0.0	0.0	0.0	0.0	0.0	0.0	0.0	0.0
160°	0.0	0.0	0.0	0.0	0.0	0.0	0.0	0.0	0.0	0.0	0.0
162.5°	0.0	0.0	0.0	0.0	0.0	0.0	0.0	0.0	0.0	0.0	0.0
165°	0.0	0.0	0.0	0.0	0.0	0.0	0.0	0.0	0.0	0.0	0.0
167.5°	0.0	0.0	0.0	0.0	0.0	0.0	0.0	0.0	0.0	0.0	0.0
170°	0.0	0.0	0.0	0.0	0.0	0.0	0.0	0.0	0.0	0.0	0.0
172.5°	0.0	0.0	0.0	0.0	0.0	0.0	0.0	0.0	0.0	0.0	0.0
175°	0.0	0.0	0.0	0.0	0.0	0.0	0.0	0.0	0.0	0.0	0.0
177.5°	0.0	0.0	0.0	0.0	0.0	0.0	0.0	0.0	0.0	0.0	0.0
180°	0.0	0.0	0.0	0.0	0.0	0.0	0.0	0.0	0.0	0.0	0.0



REPORT NUMBER: P226287

CATALOG NUMBER: ISW-AF-1000-LED-E1-T2-7050

CANDELA DISTRIBUTION (continued):

	76°	77°	78°	79°	80°	81°	82°	83°	84°	85°	86°
0°	841.9	841.9	841.9	841.9	841.9	841.9	841.9	841.9	841.9	841.9	841.9
2.5°	857.7	859.5	858.6	855.1	854.2	854.2	852.4	851.6	849.8	848.9	850.7
5°	873.5	873.5	870.9	867.4	863.9	863.0	862.1	857.7	856.0	854.2	852.4
7.5°	888.5	886.7	883.2	877.1	873.5	872.7	869.1	864.7	860.4	856.8	855.1
10°	904.3	902.5	895.5	891.1	884.1	883.2	877.1	871.8	867.4	863.0	859.5
12.5°	927.1	925.4	917.5	906.9	901.7	898.1	890.2	884.1	877.9	872.7	866.5
15°	962.3	955.3	950.0	939.4	931.5	924.5	914.8	906.1	897.3	888.5	883.2
17.5°	1011.5	1001.8	987.8	981.6	971.1	959.7	946.5	940.3	928.9	918.4	907.8
20°	1075.7	1066.0	1044.0	1036.1	1021.2	1004.5	993.9	980.8	971.1	954.4	943.0
22.5°	1146.8	1138.1	1117.0	1095.9	1081.8	1068.6	1051.9	1035.2	1016.8	1001.0	988.7
25°	1239.1	1225.9	1207.5	1186.4	1165.3	1146.8	1124.0	1100.3	1084.5	1062.5	1044.9
27.5°	1364.8	1341.9	1311.2	1288.3	1271.6	1243.5	1215.4	1194.3	1169.7	1140.7	1121.4
30°	1501.0	1475.5	1452.7	1426.3	1398.2	1370.9	1332.3	1301.5	1275.2	1244.4	1212.8
32.5°	1652.2	1630.2	1597.7	1563.4	1532.6	1498.4	1470.2	1437.7	1392.0	1359.5	1326.1
35°	1804.2	1778.7	1745.3	1716.3	1681.2	1646.0	1614.4	1571.3	1530.0	1483.4	1436.9
37.5°	1951.0	1929.0	1892.1	1848.1	1817.4	1779.6	1747.1	1701.4	1652.2	1600.3	1565.2
40°	2114.4	2079.3	2053.8	2002.8	1971.2	1929.0	1882.4	1847.3	1799.8	1743.6	1693.5
42.5°	2301.6	2277.0	2249.8	2208.4	2175.1	2125.0	2066.1	2021.3	1977.3	1910.5	1841.1
45°	2538.9	2523.1	2478.2	2444.8	2400.0	2347.3	2296.3	2241.8	2172.4	2095.1	2031.8
47.5°	2823.6	2811.3	2770.9	2723.4	2664.5	2593.4	2545.9	2471.2	2412.3	2315.7	2240.1
50°	3082.0	3088.1	3066.2	2993.2	2940.5	2869.3	2794.6	2729.6	2639.1	2538.9	2442.2
52.5°	3390.4	3384.3	3328.9	3288.5	3226.1	3140.0	3058.3	2974.8	2875.5	2771.8	2651.4
55°	3685.7	3704.2	3665.5	3608.4	3532.8	3412.4	3329.8	3221.7	3117.1	3002.9	2864.0
57.5°	3972.2	4031.1	4001.2	3933.6	3856.2	3769.2	3660.2	3539.0	3430.9	3281.5	3125.0
60°	4329.0	4407.2	4419.5	4375.6	4291.2	4190.2	4046.9	3952.0	3803.5	3665.5	3545.1
62.5°	4878.3	5055.8	5045.2	5066.3	5006.6	4944.2	4776.3	4674.4	4481.0	4381.7	4213.9
65°	5795.7	5926.7	6084.0	6078.7	6037.4	5888.0	5714.0	5543.5	5416.1	5220.1	5045.2
67.5°	6565.6	6673.7	6766.8	6718.5	6623.6	6455.7	6251.8	6014.6	5820.4	5604.2	5374.8
69°	6637.6	6769.5	6824.0	6764.2	6593.7	6374.9	6175.4	5954.8	5687.7	5502.2	5222.8
70°	6444.3	6574.4	6684.2	6530.4	6374.0	6160.5	5942.5	5713.1	5474.1	5274.6	4992.5
72.5°	5119.1	5265.8	5250.9	5234.2	5109.4	4895.8	4695.5	4572.4	4404.6	4163.8	3959.9
75°	2976.5	3044.2	2925.6	3050.3	2900.9	2685.6	2713.8	2574.9	2451.9	2313.0	2205.8
77.5°	1168.8	1228.6	1166.2	1146.0	1079.2	1064.2	952.6	965.8	910.4	801.5	751.4
80°	442.9	450.8	440.3	418.3	413.9	388.4	381.4	356.8	345.4	309.3	296.2
82.5°	238.2	242.6	235.5	228.5	223.2	208.3	198.6	180.2	169.6	158.2	157.3
85°	137.1	133.6	130.1	126.5	118.6	109.9	102.8	95.8	87.9	81.7	75.6
87.5°	72.1	72.9	73.8	70.3	65.0	58.0	53.6	51.0	44.8	42.2	39.5
90°	23.7	17.6	20.2	25.5	23.7	19.3	18.5	15.8	13.2	13.2	10.5
92.5°	0.0	0.0	0.0	0.0	0.0	0.0	0.0	0.0	0.0	0.0	0.0
95°	0.0	0.0	0.0	0.0	0.0	0.0	0.0	0.0	0.0	0.0	0.0
97.5°	0.0	0.0	0.0	0.0	0.0	0.0	0.0	0.0	0.0	0.0	0.0
100°	0.0	0.0	0.0	0.0	0.0	0.0	0.0	0.0	0.0	0.0	0.0
102.5°	0.0	0.0	0.0	0.0	0.0	0.0	0.0	0.0	0.0	0.0	0.0
105°	0.0	0.0	0.0	0.0	0.0	0.0	0.0	0.0	0.0	0.0	0.0
107.5°	0.0	0.0	0.0	0.0	0.0	0.0	0.0	0.0	0.0	0.0	0.0



REPORT NUMBER: P226287
 CATALOG NUMBER: ISW-AF-1000-LED-E1-T2-7050

REPORT N
 CATALOG

CANDELA DISTRIBUTION (continued):

CANDELA

	76°	77°	78°	79°	80°	81°	82°	83°	84°	85°	86°	
110°	0.0	0.0	0.0	0.0	0.0	0.0	0.0	0.0	0.0	0.0	0.0	0°
112.5°	0.0	0.0	0.0	0.0	0.0	0.0	0.0	0.0	0.0	0.0	0.0	2.5°
115°	0.0	0.0	0.0	0.0	0.0	0.0	0.0	0.0	0.0	0.0	0.0	5°
117.5°	0.0	0.0	0.0	0.0	0.0	0.0	0.0	0.0	0.0	0.0	0.0	7.5°
120°	0.0	0.0	0.0	0.0	0.0	0.0	0.0	0.0	0.0	0.0	0.0	10°
122.5°	0.0	0.0	0.0	0.0	0.0	0.0	0.0	0.0	0.0	0.0	0.0	12.5°
125°	0.0	0.0	0.0	0.0	0.0	0.0	0.0	0.0	0.0	0.0	0.0	15°
127.5°	0.0	0.0	0.0	0.0	0.0	0.0	0.0	0.0	0.0	0.0	0.0	17.5°
130°	0.0	0.0	0.0	0.0	0.0	0.0	0.0	0.0	0.0	0.0	0.0	20°
132.5°	0.0	0.0	0.0	0.0	0.0	0.0	0.0	0.0	0.0	0.0	0.0	22.5°
135°	0.0	0.0	0.0	0.0	0.0	0.0	0.0	0.0	0.0	0.0	0.0	25°
137.5°	0.0	0.0	0.0	0.0	0.0	0.0	0.0	0.0	0.0	0.0	0.0	27.5°
140°	0.0	0.0	0.0	0.0	0.0	0.0	0.0	0.0	0.0	0.0	0.0	30°
142.5°	0.0	0.0	0.0	0.0	0.0	0.0	0.0	0.0	0.0	0.0	0.0	32.5°
145°	0.0	0.0	0.0	0.0	0.0	0.0	0.0	0.0	0.0	0.0	0.0	35°
147.5°	0.0	0.0	0.0	0.0	0.0	0.0	0.0	0.0	0.0	0.0	0.0	37.5°
150°	0.0	0.0	0.0	0.0	0.0	0.0	0.0	0.0	0.0	0.0	0.0	40°
152.5°	0.0	0.0	0.0	0.0	0.0	0.0	0.0	0.0	0.0	0.0	0.0	42.5°
155°	0.0	0.0	0.0	0.0	0.0	0.0	0.0	0.0	0.0	0.0	0.0	45°
157.5°	0.0	0.0	0.0	0.0	0.0	0.0	0.0	0.0	0.0	0.0	0.0	47.5°
160°	0.0	0.0	0.0	0.0	0.0	0.0	0.0	0.0	0.0	0.0	0.0	50°
162.5°	0.0	0.0	0.0	0.0	0.0	0.0	0.0	0.0	0.0	0.0	0.0	52.5°
165°	0.0	0.0	0.0	0.0	0.0	0.0	0.0	0.0	0.0	0.0	0.0	55°
167.5°	0.0	0.0	0.0	0.0	0.0	0.0	0.0	0.0	0.0	0.0	0.0	57.5°
170°	0.0	0.0	0.0	0.0	0.0	0.0	0.0	0.0	0.0	0.0	0.0	60°
172.5°	0.0	0.0	0.0	0.0	0.0	0.0	0.0	0.0	0.0	0.0	0.0	62.5°
175°	0.0	0.0	0.0	0.0	0.0	0.0	0.0	0.0	0.0	0.0	0.0	65°
177.5°	0.0	0.0	0.0	0.0	0.0	0.0	0.0	0.0	0.0	0.0	0.0	67.5°
180°	0.0	0.0	0.0	0.0	0.0	0.0	0.0	0.0	0.0	0.0	0.0	69°
												70°
												72.5°
												75°
												77.5°
												80°
												82.5°
												85°
												87.5°
												90°
												92.5°
												95°
												97.5°
												100°
												102.5°
												105°
												107.5°

NUMBER: P226287
 NUMBER: ISW-AF-1000-LED-E1-T2-7050

REPORT NUMBER: P
 CATALOG NUMBER:

DISTRIBUTION (continued):

CANDELA DISTRIBUTION

87°	88°	89°	90°	95°	105°	115°	125°	135°	145°	155°	110°	87°
841.9	841.9	841.9	841.9	841.9	841.9	841.9	841.9	841.9	841.9	841.9	110°	0.0
848.1	848.1	845.4	843.7	837.5	827.0	816.4	806.7	793.6	788.3	781.3	112.5°	0.0
850.7	848.9	846.3	842.8	830.5	805.9	780.4	753.1	725.0	699.5	669.7	115°	0.0
852.4	848.9	845.4	841.0	823.4	785.7	734.7	681.1	631.0	593.2	577.4	117.5°	0.0
853.3	850.7	846.3	840.1	815.5	759.3	677.6	600.2	556.3	541.3	538.7	120°	0.0
863.0	858.6	851.6	844.5	812.0	730.3	613.4	539.6	522.0	529.0	541.3	122.5°	0.0
875.3	870.0	861.2	854.2	810.3	692.5	551.0	505.3	511.5	530.8	551.0	125°	0.0
897.3	888.5	878.8	871.8	813.8	645.9	500.9	487.7	506.2	530.8	558.0	127.5°	0.0
929.8	917.5	906.1	893.7	819.1	587.9	471.0	476.3	498.3	524.6	554.5	130°	0.0
970.2	956.1	940.3	921.9	825.2	537.8	454.3	464.0	484.2	507.1	531.7	132.5°	0.0
1024.7	1005.4	985.1	962.3	834.0	483.3	439.4	450.0	462.3	475.4	487.7	135°	0.0
1093.2	1066.9	1044.9	1014.1	842.8	446.4	427.1	430.6	433.3	435.0	434.1	137.5°	0.0
1184.6	1144.2	1118.7	1080.9	852.4	427.1	413.0	408.6	404.3	398.1	391.1	140°	0.0
1281.3	1247.9	1207.5	1159.1	858.6	413.9	399.9	385.8	373.5	367.3	367.3	142.5°	0.0
1393.8	1352.5	1301.5	1240.9	850.7	399.9	382.3	363.8	356.8	364.7	362.1	145°	0.0
1506.3	1449.2	1392.9	1323.5	831.4	384.0	362.9	353.3	358.6	348.0	341.9	147.5°	0.0
1630.2	1566.9	1488.7	1407.9	803.2	367.3	353.3	358.6	340.1	327.8	333.1	150°	0.0
1769.0	1694.3	1610.0	1500.1	784.8	356.8	338.3	342.7	326.9	318.1	315.5	152.5°	0.0
1958.0	1851.7	1748.8	1619.6	798.8	340.1	309.3	326.9	318.1	310.2	303.2	155°	0.0
2143.4	2030.0	1908.8	1756.7	823.4	327.8	286.5	310.2	316.4	303.2	290.0	157.5°	0.0
2329.7	2209.3	2067.8	1898.2	853.3	319.9	268.9	290.0	312.0	296.2	285.6	160°	0.0
2525.7	2373.7	2228.7	2045.9	892.0	312.0	254.9	272.4	304.1	296.2	280.3	162.5°	0.0
2731.3	2552.1	2407.1	2209.3	959.7	300.6	237.3	258.4	296.2	295.3	275.1	165°	0.0
2970.4	2810.4	2624.1	2422.9	1053.7	287.4	221.5	247.8	289.1	291.8	268.9	167.5°	0.0
3377.3	3212.0	2987.1	2795.5	1240.0	269.8	211.8	237.3	277.7	284.7	263.6	170°	0.0
4037.2	3812.3	3605.8	3426.5	1559.0	245.2	204.8	225.9	265.4	275.9	259.2	172.5°	0.0
4793.9	4574.2	4324.6	4023.2	1736.5	222.3	195.1	211.8	253.1	267.2	254.9	175°	0.0
5115.5	4828.2	4525.0	4167.3	1566.9	203.9	184.5	198.6	239.0	254.9	248.7	177.5°	0.0
4967.9	4677.0	4324.6	3974.0	1363.0	194.2	178.4	191.6	228.5	246.9	242.6	180°	0.0
4711.3	4418.7	4104.0	3683.1	1217.2	188.9	174.0	187.2	224.1	242.6	239.0		
3726.2	3465.1	3175.1	2854.4	829.6	171.4	159.9	174.0	206.5	226.7	225.9		
1974.7	1898.2	1683.8	1495.7	429.7	152.9	145.0	159.1	190.7	211.8	211.8		
711.0	645.0	616.9	512.3	228.5	133.6	130.1	140.6	173.1	193.3	192.5		
268.9	261.9	234.6	219.7	145.0	109.0	109.9	120.4	152.0	171.4	170.5		
152.0	138.0	133.6	129.2	92.3	86.1	90.5	101.1	130.1	146.8	149.4		
72.9	67.7	65.9	61.5	60.6	65.9	71.2	80.0	103.7	123.9	121.3		
35.2	33.4	32.5	31.6	43.1	42.2	51.8	55.4	69.4	98.4	88.8		
11.4	11.4	10.5	8.8	12.3	14.1	16.7	23.7	29.0	57.1	46.6		
0.0	0.0	0.0	0.0	0.0	0.0	0.0	0.0	0.0	0.0	0.0		
0.0	0.0	0.0	0.0	0.0	0.0	0.0	0.0	0.0	0.0	0.0		
0.0	0.0	0.0	0.0	0.0	0.0	0.0	0.0	0.0	0.0	0.0		
0.0	0.0	0.0	0.0	0.0	0.0	0.0	0.0	0.0	0.0	0.0		
0.0	0.0	0.0	0.0	0.0	0.0	0.0	0.0	0.0	0.0	0.0		
0.0	0.0	0.0	0.0	0.0	0.0	0.0	0.0	0.0	0.0	0.0		
0.0	0.0	0.0	0.0	0.0	0.0	0.0	0.0	0.0	0.0	0.0		
0.0	0.0	0.0	0.0	0.0	0.0	0.0	0.0	0.0	0.0	0.0		
0.0	0.0	0.0	0.0	0.0	0.0	0.0	0.0	0.0	0.0	0.0		

'226287
 ISW-AF-1000-LED-E1-T2-7050

REPORT NUMBER: P226287
 CATALOG NUMBER: ISW-AF-10

TION (continued):

CANDELA DISTRIBUTION (con

88°	89°	90°	95°	105°	115°	125°	135°	145°	155°		165°	175°
0.0	0.0	0.0	0.0	0.0	0.0	0.0	0.0	0.0	0.0	0°	841.9	841.9
0.0	0.0	0.0	0.0	0.0	0.0	0.0	0.0	0.0	0.0	2.5°	775.1	762.8
0.0	0.0	0.0	0.0	0.0	0.0	0.0	0.0	0.0	0.0	5°	647.7	645.9
0.0	0.0	0.0	0.0	0.0	0.0	0.0	0.0	0.0	0.0	7.5°	567.7	556.3
0.0	0.0	0.0	0.0	0.0	0.0	0.0	0.0	0.0	0.0	10°	541.3	540.5
0.0	0.0	0.0	0.0	0.0	0.0	0.0	0.0	0.0	0.0	12.5°	552.8	555.4
0.0	0.0	0.0	0.0	0.0	0.0	0.0	0.0	0.0	0.0	15°	567.7	573.0
0.0	0.0	0.0	0.0	0.0	0.0	0.0	0.0	0.0	0.0	17.5°	577.4	587.0
0.0	0.0	0.0	0.0	0.0	0.0	0.0	0.0	0.0	0.0	20°	574.7	586.2
0.0	0.0	0.0	0.0	0.0	0.0	0.0	0.0	0.0	0.0	22.5°	545.7	551.0
0.0	0.0	0.0	0.0	0.0	0.0	0.0	0.0	0.0	0.0	25°	493.9	495.6
0.0	0.0	0.0	0.0	0.0	0.0	0.0	0.0	0.0	0.0	27.5°	431.5	429.7
0.0	0.0	0.0	0.0	0.0	0.0	0.0	0.0	0.0	0.0	30°	387.6	376.1
0.0	0.0	0.0	0.0	0.0	0.0	0.0	0.0	0.0	0.0	32.5°	367.3	360.3
0.0	0.0	0.0	0.0	0.0	0.0	0.0	0.0	0.0	0.0	35°	353.3	341.9
0.0	0.0	0.0	0.0	0.0	0.0	0.0	0.0	0.0	0.0	37.5°	366.5	365.6
0.0	0.0	0.0	0.0	0.0	0.0	0.0	0.0	0.0	0.0	40°	378.8	377.0
0.0	0.0	0.0	0.0	0.0	0.0	0.0	0.0	0.0	0.0	42.5°	357.7	341.9
0.0	0.0	0.0	0.0	0.0	0.0	0.0	0.0	0.0	0.0	45°	319.0	300.6
0.0	0.0	0.0	0.0	0.0	0.0	0.0	0.0	0.0	0.0	47.5°	292.6	282.1
0.0	0.0	0.0	0.0	0.0	0.0	0.0	0.0	0.0	0.0	50°	280.3	276.8
0.0	0.0	0.0	0.0	0.0	0.0	0.0	0.0	0.0	0.0	52.5°	276.8	285.6
0.0	0.0	0.0	0.0	0.0	0.0	0.0	0.0	0.0	0.0	55°	275.1	284.7
0.0	0.0	0.0	0.0	0.0	0.0	0.0	0.0	0.0	0.0	57.5°	262.8	279.5
0.0	0.0	0.0	0.0	0.0	0.0	0.0	0.0	0.0	0.0	60°	254.0	274.2
0.0	0.0	0.0	0.0	0.0	0.0	0.0	0.0	0.0	0.0	62.5°	248.7	271.6
0.0	0.0	0.0	0.0	0.0	0.0	0.0	0.0	0.0	0.0	65°	244.3	273.3
0.0	0.0	0.0	0.0	0.0	0.0	0.0	0.0	0.0	0.0	67.5°	237.3	278.6
0.0	0.0	0.0	0.0	0.0	0.0	0.0	0.0	0.0	0.0	69°	233.8	277.7
										70°	230.2	275.1
										72.5°	217.9	254.0
										75°	203.0	224.1
										77.5°	183.7	192.5
										80°	162.6	167.9
										82.5°	141.5	161.7
										85°	110.7	137.1
										87.5°	81.7	75.6
										90°	46.6	34.3
										92.5°	0.0	0.0
										95°	0.0	0.0
										97.5°	0.0	0.0
										100°	0.0	0.0
										102.5°	0.0	0.0
										105°	0.0	0.0
										107.5°	0.0	0.0



REPORT NUMBER: P226287

CATALOG NUMBER: ISW-AF-1000-LED-E:

000-LED-E1-T2-7050

tinued):

180°
841.9
765.4
640.7
557.2
543.1
553.6
574.7
590.6
588.8
555.4
497.4
436.8
384.9
368.2
347.1
370.0
380.5
345.4
300.6
280.3
275.1
288.2
283.9
280.3
275.1
270.7
269.8
271.6
268.0
263.6
237.3
213.6
192.5
169.6
143.2
107.2
81.7
29.0
0.0
0.0
0.0
0.0
0.0
0.0
0.0
0.0
0.0

CANDELA DISTRIBUTION (continued):

	165°	175°	180°
110°	0.0	0.0	0.0
112.5°	0.0	0.0	0.0
115°	0.0	0.0	0.0
117.5°	0.0	0.0	0.0
120°	0.0	0.0	0.0
122.5°	0.0	0.0	0.0
125°	0.0	0.0	0.0
127.5°	0.0	0.0	0.0
130°	0.0	0.0	0.0
132.5°	0.0	0.0	0.0
135°	0.0	0.0	0.0
137.5°	0.0	0.0	0.0
140°	0.0	0.0	0.0
142.5°	0.0	0.0	0.0
145°	0.0	0.0	0.0
147.5°	0.0	0.0	0.0
150°	0.0	0.0	0.0
152.5°	0.0	0.0	0.0
155°	0.0	0.0	0.0
157.5°	0.0	0.0	0.0
160°	0.0	0.0	0.0
162.5°	0.0	0.0	0.0
165°	0.0	0.0	0.0
167.5°	0.0	0.0	0.0
170°	0.0	0.0	0.0
172.5°	0.0	0.0	0.0
175°	0.0	0.0	0.0
177.5°	0.0	0.0	0.0
180°	0.0	0.0	0.0

(END OF F

Cooper Lighting Solutions Photometric Lab
1121 Highway 74 South
Peachtree City, GA 30269

Scaled Data Report

